

# Year 1

September 2025– July 2026

[year1a@westfield.staffs.sch.uk](mailto:year1a@westfield.staffs.sch.uk)

If you need to contact the class teacher please email us and we will get back to you within school hours and will aim to respond within 48 hours.



# Meet the teachers in Year 1



Miss Woolley  
Beech Teacher



Mrs Thacker  
Yew Teacher (Monday and  
Tuesday)



Ms Homer  
Yew Teacher (Wednesday,  
Thursday and Friday)

# Meet the teaching assistants in Year 1



Mrs Roberts  
Beech TA (Mornings)



Mrs Bhorjee  
Beech TA (Afternoons)



Miss Manley  
Yew TA



A background image of a classroom. In the foreground, the backs of several children's heads are visible as they sit at desks. In the background, a teacher is standing and interacting with the class. A large, semi-transparent text box is centered over the image, containing the title 'Typical Timetable'.

# Typical Timetable

- Every day, children will have a Phonics, English and Maths lesson.
- To revisit maths learning and embed understanding, children will also have Recall lessons.

Each week:


- Children will have 3 Reading sessions- we follow the Little Wandle Scheme.
  - Children will have 2 PE lessons.
  - They will have one Science lesson.
- Depending on the half termly topic, they will have either History/ Geography lessons.
- Each half term, it will alternate, and they will have either Art/ Design and Technology lessons.
  - Each half term, they will have either Computing/ Music lessons.
- They will have a PSHE and RE lesson once a week too.

## Start and End of Day Procedure

8:40am- Doors open and children are greeted by the teacher at the Year 1 doors.

Classrooms are located on the Key Stage one playground. Yew class on the left and Beech on the right.


3:20pm- Parents should form a single line for each class. Children will be called in line order.





## During their time in Year 1, what will children experience?

- To begin with, there will be a phased transition from Reception. This will include continuous/ enhanced provision.
- Opportunity to go on educational visits.
- Opportunity to learn to play an ocarina in music lessons.
- Opportunity to meet visitors in school.






## Preparing for Year 1

### Can your child.....


- Dress themselves independently?
- Independently zip up their coat?
- Put shoes on correct feet (left and right) and can they tie their own shoe laces (if wearing shoes with laces)?
- Use a knife and fork correctly?
- Find the next available page in a book?
- Use a glue stick correctly and stick in neatly?
- Hold a pencil with tripod grip?
- Draw straight lines with a ruler?
- Write letters on a line?





## Assessment


- Alongside ongoing assessment, the children will complete formal assessments at the end of each term; in line with the whole school approach.
- There is a National Phonics Screening Check in June, where children will be tested on their ability to read and decode sounds in words (more information will be shared closer to the time).





## Reading


- At the beginning of Year 1, children will be assessed to see if there are any gaps from Reception phonics that need to be addressed.
- Children will be allocated a reading level based on these assessments.
- Books will be read in school and sent home every week.
- Please read with your child at home, take care of the book and remember to bring it back, so it can be changed weekly.
- Children will also get chance to visit the school library.





During the first half term, we will check to see if....

- Children can independently write their first and last name.
- Count forwards and backwards and recognise numbers to 20.
- Write numbers to 10.
- Form letters correctly.





# English Learning in Year 1

## Autumn

Dictated sentences

Sentence structure

Letter formation

Exploring stories

Enhanced/ continuous provision

## Spring

Begin to write fiction and non-fiction pieces such as:

Traditional tales

Fact files

## Summer

Opportunities for more extended writing pieces.

Instructional writing

Story writing

# Maths Learning in Year 1

## Autumn

Place Value to 20

Addition and Subtraction  
Including fact families  
and number bonds to 10.

## Spring

Place Value to 50

Addition and subtraction

Multiplication and  
division

## Summer

Position and Direction

Fractions

Shape, space and  
measures

Money

Time



# Learning in Year 1

## Autumn

Memory Box (History)

Close to Home (Geography)

Plants and animals  
(Science)

## Spring

London's Burning (History)

UK and Us (Geography)

Everyday materials  
(Science)

## Summer

Amazing Astronauts (History)

Polar Explorers (Geography)

Seasonal changes (Science)

# Uniform

For autumn term, children should be in shirt and tie.

Our PE kit is changing. The children should wear a green polo top for PE regardless on which colour team they are in. They should wear black joggers/ leggings and suitable trainers. They can also wear a plain black jumper on colder days.

For forest school, children should wear old clothes including long bottoms. You can provide your child with wellies and overalls/ puddle suit.

Earrings should be removed for PE and forest school days. No other jewellery should be worn.


Please clearly label your child's belongings.





## Reminders

- Please ensure all uniform is clearly labelled.
- Please ensure your child has a set of spare clothes in their bag e.g. pants, socks, top, shorts.
- Children should bring a 500ml water bottle which will fit in the school carriers (Westfield bottles are available to purchase).
- Children should bring a clearly labelled basic pencil case. They will need : 2x pencils, a rubber, ruler, sharpener, glue, coloured pencils/crayons (to stay at school).



Supporting at home/Useful websites

Phonics Play

TopMarks – Hit the Button

Oxford Owl





# Year 1

September 2025 – July 2026

Please feel free to ask us any questions you may have.

